





Survey Reports



Survey Statistics

Survey Name: Feb State House Issues Survey

Total Records **1086**

1. Do support or oppose the efforts to define marriage as the union between one man and one woman?		Responses	Ratio
Yes I support marriage between one man and one woman	 72%	771	72.46%
No I oppose marriage definition between one man and one woman and support gay marriage	 28%	293	27.54%
No Responses		0	0.00%
Response totals for this question		1064	97.00%

2. Do you support Right to Work legislation which would prohibit collective bargaining agreements from including provisions requiring all employees in a work place to pay union fees?		Responses	Ratio
Yes I support Right to Work	 82%	873	81.97%
No I oppose Right to Work	 18%	192	18.03%
No Responses		0	0.00%
Response totals for this question		1065	98.00%

3. Do you support or oppose legislation that would require a supermajority, 60%, of legislators to pass a bill to borrow or raise taxes?		Responses	Ratio
Yes I support a supermajority to raise taxes	 82%	872	81.80%
No I oppose the supermajority bill and support just a 50+1% to raise taxes	 18%	194	18.20%
No Responses		0	0.00%
Response totals for this question		1066	98.00%

4. Do you support or oppose legislation that would allow guns on college campuses or public property?		Responses	Ratio
Yes I support allowing guns on public property	60%	623	59.56%
No I oppose allowing guns on public property	40%	423	40.44%
Others		0	0.00%
No Responses		0	0.00%
	Comments	231	
	Response totals for this question	1046	96.00%



2/14/2012 8:35:21 PM